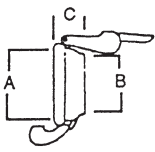

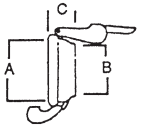

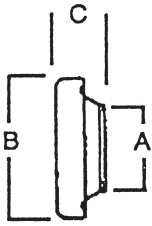
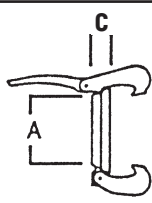

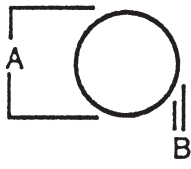
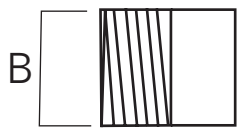


Technische Daten, Abmessungen für Güllearmaturen

SYSTEM PERROT						
KKM 	NW in Zoll	NW in mm	A	B	C	
	2	50	50	85	47	
	2 1/2	70	70	108	65	
	3	89	89	136	67	
	4	108	108	161	80	
	5	133	133	188	95	
	6	159	159	223	85	
	8	216	216	287	115	
KKV 	2	50	50	76	34	
	2 1/2	70	70	103	46	
	3	89	89	133	49	
	4	108	108	154	50	
	5	133	133	179	54	
	6	159	159	210	61	
	8	216	216	312	87	
	O-Ring 	2	50	86	11	
2 1/2		70	114,5	13		
3		89	140	14		
4		108	160	18		
5		133	190	22		
6		159	220	20		
8		216	306	25		
SYSTEM BAZZOLI (ITALIENISCH)						
KKM 	NW in Zoll	NW in mm	A	B	C	
	4	100	131	93	47	
	5	120	152	110	57	
	6	150	181	138	68	
	8	200	245	197		
KKV-Kugel 	4	100	93	129	100	
	5	120	112	149	121	
	6	150	138	180	143	
	8	200	197	243	205	
	KKV-Ring 	4	100	118	170	30
5		120	139	185	34	
6		150	169	223	38	
8		200		290		
O-Ring 		4	100	146,6	11,8	
	5	120	171,4	15,2		
	6	150	209,5	14,5		
	8	200	270	18		

Technische Daten, Abmessungen für Güllearmaturen

SYSTEM BAZZOLI SIEGPERLE						
KKM 	NW in Zoll	NW in mm	A	B	C	
	6	150	188	138	71	
KKV-Kugel 	6	150	140	186	148	
KKV-Ring 	6	150	175	231	37	
O-Ring 	6	150	212,4	14,5		
SYSTEM BAUER						
KKM 	NW in Zoll	NW in mm	A	B	C	D
	2	50	49	83	31	
	3	76	76	117	35	
	3 1/2	89	88	137	45	
	4	108	107	166	55	
	5	133	132	191	56	
	6	159	158	212	50	
	8	194	193	266	82	
KKV-Hebelwek 	2	50	62		20	
	3	76	87		25	
	3 1/2	89	112		32	
	4	108	132		40	
	5	133	150		50	
	6	159	170		62	
	8	194	22		78	
	KKV-Kugel 	2	50	51	70	
3		76	78	98		80
3 1/2		89	92	120		80
4		108	112	145		110
5		133	137	158		138
6		159	163	180		153
8		194	201	230		200
O-Ring 		2	50	80,6	9,3	
	3	76	114,5	13		
	3 1/2	89	134	13		
	4	108	162	15		
	5	133	188	18		
	6	159	208	19		
	8	194	258	19		
				Gewindemaß	B	
	1 1/2"		48,3			
	2"		60,3			
	2 1/2"		76,1			
	3"		88,9			
	4"		114,3			
	5"		139,7			
	6"		165,1			
	8"		190,5			